

Josiane & Jack

BOUGHT A YACHT



AT FIRST, WE THOUGHT WE'D JUST GO ON A CRUISE...



BUT THEN, SOME VAGUE COUSIN OF JOSIANE'S HAD TO STICK HIS OAR IN..



WE KINDA LIKED THIS COUSIN WE'D NEVER MET, BUT WE FIGURED WE SHOULD DO THINGS DIFFERENTLY...



AND WE SAID TO OURSELVES, 'WHY TRUST OUR LIVES TO STRANGERS WE DON'T EVEN KNOW WHEN WE COULD JUST GET OUR OWN YACHT?'



SO, OFF WE WENT! LEAVING OUR SWEET COUNTRYSIDE BEHIND, HEADING FOR THE BRIGHT CITY LIGHTS




BOATS R US
YOU PAY,
YOU SAIL
AWAY!

THE SELECTION WAS PRETTY VAST...THOUGH, HONESTLY, IT WAS ALL A BIT OVERHYPED.





THIS ONE!



SOLD! WE'RE PAYING CASH!
AND BOOM... \$49.95!



WE COULD'VE HIRED A DELIVERY GUY!"
Pfff...




QUICK! UNPACK IT!



I FOUND THE MOTOR!"

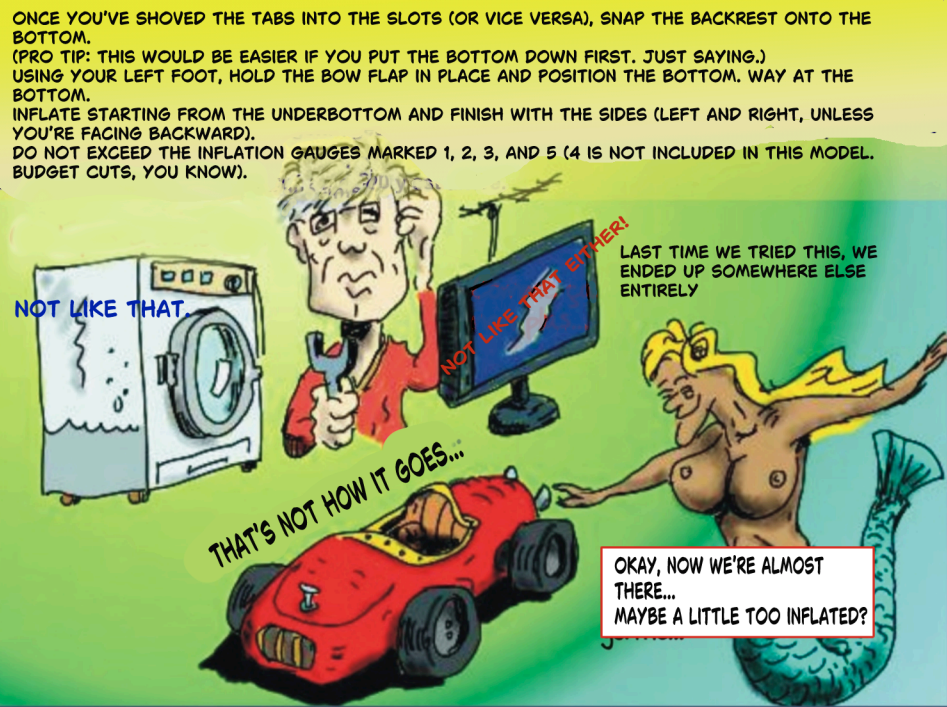
GREAT, NOW JUST ASSEMBLE THE REST...
Grat...



IMPORTANT:

Read These Instructions Before Starting
START ASSEMBLY WITH CHAPTER 12 (BECAUSE WHO NEEDS LOGIC?).
FIND THE BOAT'S BOTTOM, LABELED "A". SET IT ASIDE FOR LATER. YOU'LL NEED IT. PROBABLY.
SKIP TO CHAPTER 22.

OOPS! YOU ROLLED DOUBLE SIXES—GO DIRECTLY TO "JAIL" (THE SIDES OF THE BOAT GO BESIDE THE BOTTOM, NOT ON TOP. DUH. GRAB THE BOTTOM AGAIN).



NOT LIKE THAT.


NOT LIKE THAT EITHER!

LAST TIME WE TRIED THIS, WE ENDED UP SOMEWHERE ELSE ENTIRELY

THAT'S NOT HOW IT GOES...

OKAY, NOW WE'RE ALMOST THERE...
MAYBE A LITTLE TOO INFLATED?

ONCE YOU'VE SHOVED THE TABS INTO THE SLOTS (OR VICE VERSA), SNAP THE BACKREST ONTO THE BOTTOM.
(PRO TIP: THIS WOULD BE EASIER IF YOU PUT THE BOTTOM DOWN FIRST. JUST SAYING.)
USING YOUR LEFT FOOT, HOLD THE BOW FLAP IN PLACE AND POSITION THE BOTTOM. WAY AT THE BOTTOM.
INFLATE STARTING FROM THE UNDERBOTTOM AND FINISH WITH THE SIDES (LEFT AND RIGHT, UNLESS YOU'RE FACING BACKWARD).
DO NOT EXCEED THE INFLATION GAUGES MARKED 1, 2, 3, AND 5 (4 IS NOT INCLUDED IN THIS MODEL. BUDGET CUTS, YOU KNOW).



AND OFF WE GO ON OUR FIRST CRUISE!

